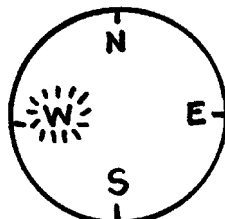









Auditory Activity Sheet

No. 18

My name is _____



Auditory Activity No. 18 Transcript

Today you will need a blue pencil, a red pencil and a green pencil. Point to each picture, as I say the word for each one.

lamp	belt	nest
nest	gift	desk
dent	west	car
melt	milk	hat

Listen carefully. I will say them one more time for you.

lamp	belt	nest
nest	gift	desk
dent	west	car
melt	milk	hat

Now follow the instructions. Pay close attention as I will say the words in a funny way. Are you ready?

- Put a blue square around d-e-s-k
- Put a red circle around m-e-l-t
- Put a red line under g-i-f-t
- Put a blue cross on l-a-m-p
- Put a green square around b-e-n-d
- Put a red cross on n-e-s-t
- Put a green circle around l-i-f-t
- Put a blue line under d-e-n-t
- Put a red circle around m-e-n-d
- Put a red square around w-e-s-t
- Put a blue cross on m-i-l-k
- Put a green cross on b-e-l-t

- Put a blue square around d-e-s-k
- Put a red circle around m-e-l-t
- Put a red line under g-i-f-t
- Put a blue cross on l-a-m-p
- Put a green square around b-e-n-d
- Put a red cross on n-e-s-t
- Put a green circle around l-i-f-t
- Put a blue line under d-e-n-t
- Put a red circle around m-e-n-d
- Put a red square around w-e-s-t
- Put a blue cross on m-i-l-k
- Put a green cross on b-e-l-t

Now, turn over your page and keep using the same coloured pencil.

Listen to the word belt
 Say the sounds in this word to yourself.
 Now say it again, but this time, leave out the [l] sound.
 What is the new word that you just made?
 I'll say that again for you.
 Say the word belt.
 Now say the word again, but leave out the [l] sound.
 What is the new word?
 Write your new word at the top of the page.

Now, use your red pencil.
 Listen to the word belt...again
 Say the sounds in this word to yourself.
 Now say it again, but this time, leave out the [t] sound.
 What is the new word that you just made?
 I'll say that again for you.
 Say the word belt.
 Now say the word again, but leave out the [t] sound.
 What is the new word?
 Draw a picture of your new word under the word that you wrote.

When you have done that, put your pencils down as you have finished your work for today. Please press the stop button.