








Reading Sheet Week 5

Make a flip book. Cut along the bold lines to get strips. Then staple the top of the stack of strips. Now cut up on the dotted lines to form a flip book and many different combinations of stories.

the		and the	
the		and the	
the		and the	
the		and the	